

ACADEMIC VOCABULARY WORD OF THE WEEK:

Persuade

What?

ACADEMIC VOCABULARY WORDS ARE "POWER VERBS:" THESE ARE THE WORDS THAT A STUDENT MUST KNOW TO BE ABLE TO COMPREHEND TEXTS, DISCUSSIONS, ASSESSMENTS, AND TASK RELATED DIRECTIONS .

Why?

Comprehension of Academic Vocabulary is a requirement by the Nevada Academic Content Standards for students to be considered, "College and Career Ready." Developing an extensive vocabulary tool box will help ensure that students will be successful in their academic and occupational futures.

How?

1. Practice vocabulary daily in multiple forms. Imbed it in conversations, play online games, read a variety of texts, and write about it.
2. Use the provided weekly materials. Also, previous activities can be reused by substituting different vocabulary words.
<https://www.richardrundleelementary.com/vocabulary.html>

Word of the Week Activity: Power of Persuasion

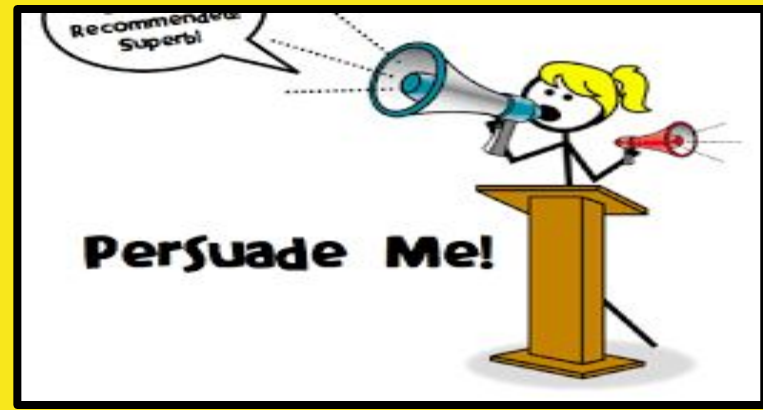
As students develop an understanding of how writing can influence or change another's thoughts or actions, they can begin to understand the persuasive nature of the marketing they are exposed to through television, the Internet, and other media. **IN ADDITION, STUDENTS WILL ALSO LEARN THE POWER THAT THEIR OWN WORDS CAN HAVE ON THE WORLD!**

RUNDLE CARDINALS ARE CHANGING THE WORLD!!!

1. Check out commercials or advertisements online: Who they are targeted toward (audience) and what are they trying to persuade (purpose) others of?. What is the reasoning for the arguments given in the ad? What examples did they provide?
2. **Persuasive** writing can be a letter, speech, essay, advertisement, brochure, cartoon, article, blog, or book review.
 - a. Persuasive writing appeals to others' sense of reason (Logos), emotions (Pathos), or character/morality (Ethos).
3. Choose a topic and a format and create a persuasive writing project. Please see the following slides for more information.

****Depending on your child's ability please work with them to verbally organize their ideas and then support them to write as much as they can.**

PERSUADE



PER·SUADE
PƏR-'SWAD

Part of Speech:
Verb


Definition:

1. To make someone do or believe something by giving them a good reason; to convince.

// She tried to persuade her parents to buy the new toy.


SYNONYMS: WORDS THAT MEAN THE SAME AS *PERSUADE*.

convince	sell	affect
advise	stroke	blandish
assure	touch	convert
cajole	wheedle	counsel
coax	argue into	draw
enlist	bring around	impel
entice	bring to senses	incite
exhort	gain confidence of	inveigle
get	lead to believe	lead
impress	lead to do	move
incline	prevail upon	propagandize
induce	proselyte	reason
influence	talk into	
prompt	turn on to	
satisfy	wear down	
sway	win argument	
urge	win over	
actuate	work over	



ANTONYMS: WORDS THAT MEAN THE OPPOSITE OF *PERSUADE*.

discourage
dissuade
deter
fail
halt
hinder
prevent
repel
delay
deter
disenchant
remain
stay
stop
turn off
hinder
repress
stop
suppress



Persuasive Writing Project: Persuasive writing is a form of nonfiction writing that encourages children to share their thoughts in an organized and thoughtful manner for the purpose of trying to convince an audience of their opinions. Children can be guided through a series of simple steps in an effort to develop their persuasive writing skills. It is incredibly empowering for a child to realize the strength in their voice and how to effectively communicate to express their brilliant ideas!

See the article from *Reading Rockets* for more information and ideas: https://www.readingrockets.org/strategies/persuasive_writing



1. Watch the video link about how to write persuasive argument. <https://www.youtube.com/watch?v=hD9arWXIddM>
2. Choose a topic that you feel is important and who you'd like to persuade. Have fun with this project! <https://www.youtube.com/watch?v=yiexHnXoxZY>

I want to persuade ____ (Audience: who?) ____ to ____ (Purpose: do what?) ____.

3. Gather ideas and organize them using the graphic organizer. <https://www.youtube.com/watch?v=nHCYvNvV68c>
4. Write out your ideas and check to see if they make sense. <https://www.youtube.com/watch?v=6bbWJKIvlzc>
5. Share your ideas with your family and/or your teacher and see how they respond. Did you convince them of your opinion?

REMEMBER, YOU CAN SEND VIDEOS OR PICTURES OF YOURSELF WITH YOUR WORD OF THE WEEK PROJECT TO YOUR TEACHER TO BE POSTED ON THE RUNDLE WEBSITE UNDER THE VOCABULARY LINK!

PERSUASIVE WRITING PROJECT TOPIC IDEAS:

1. Should a new food be included on the school menu?
2. Should you be allowed to have a dessert every night?
3. What is the best pet for a family to have?
4. Should recess be extended at school?
5. What is the best activity during recess?
6. Should kids start every morning with yoga or some kind of mindfulness practice?
7. What is the best subject for learning at school?
8. Should families do activities together? Any particular activity?
9. What are the three most important things parents should do or say to their children?
10. What are three things you'd want to persuade your future self about?
11. What are the most important aspects of friendship?
12. If you could choose any person in history to put on the \$10 bill, whom would you choose?
13. Should you learn another language?
14. What's the best TV cartoon and why?
15. Is being a YouTube star is a real job?
16. Is Las Vegas the best place for families with young children to live?
17. Should every school have child representatives on their hiring committee?
18. Does technology makes people's lives better?
19. Can kids change the world?
20. Can kids can help combat climate change?

*** For more Persuasive Topic ideas see: <https://kids.lovetoknow.com/childrens-education/100-persuasive-speech-topics-kids>

I want to persuade _____ to _____.

(Audience: Who do you want to persuade?)

(Purpose: What do you want to persuade someone about?)

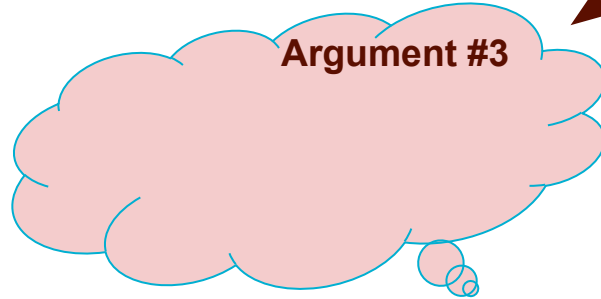


Argument #1

Argument #2

Argument #3

Topic:

Summary:

A white rectangular box with a blue border and rounded corners, designed to look like a scroll. It contains the text "Topic:". Three arrows point from the left side of the box to the three thought bubbles: a yellow arrow to Argument #1, a brown arrow to Argument #2, and a dark red arrow to Argument #3.A light orange rectangular box with a blue border and a pointed bottom edge, designed to look like a scroll. It contains the text "Summary:". Three arrows point from the left side of the box to the three thought bubbles: a yellow arrow to Argument #1, a brown arrow to Argument #2, and a dark red arrow to Argument #3.

I want to persuade _____ to _____.

Write out your project here:

Create a picture for your project here: