

Winter Holiday
Activities
Packet


December 2020



Christmas Maze



Help Santa find a nice tall glass of milk to drink with his cookie.



Name: _____

Date: _____



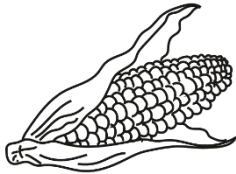
Kwanzaa Word Match




Match each holiday word with its picture.



candles



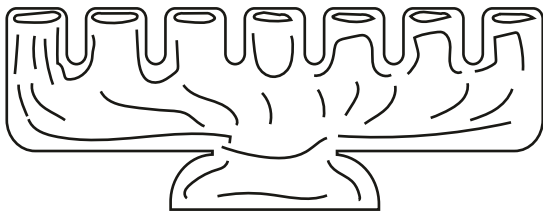
seven



Africa

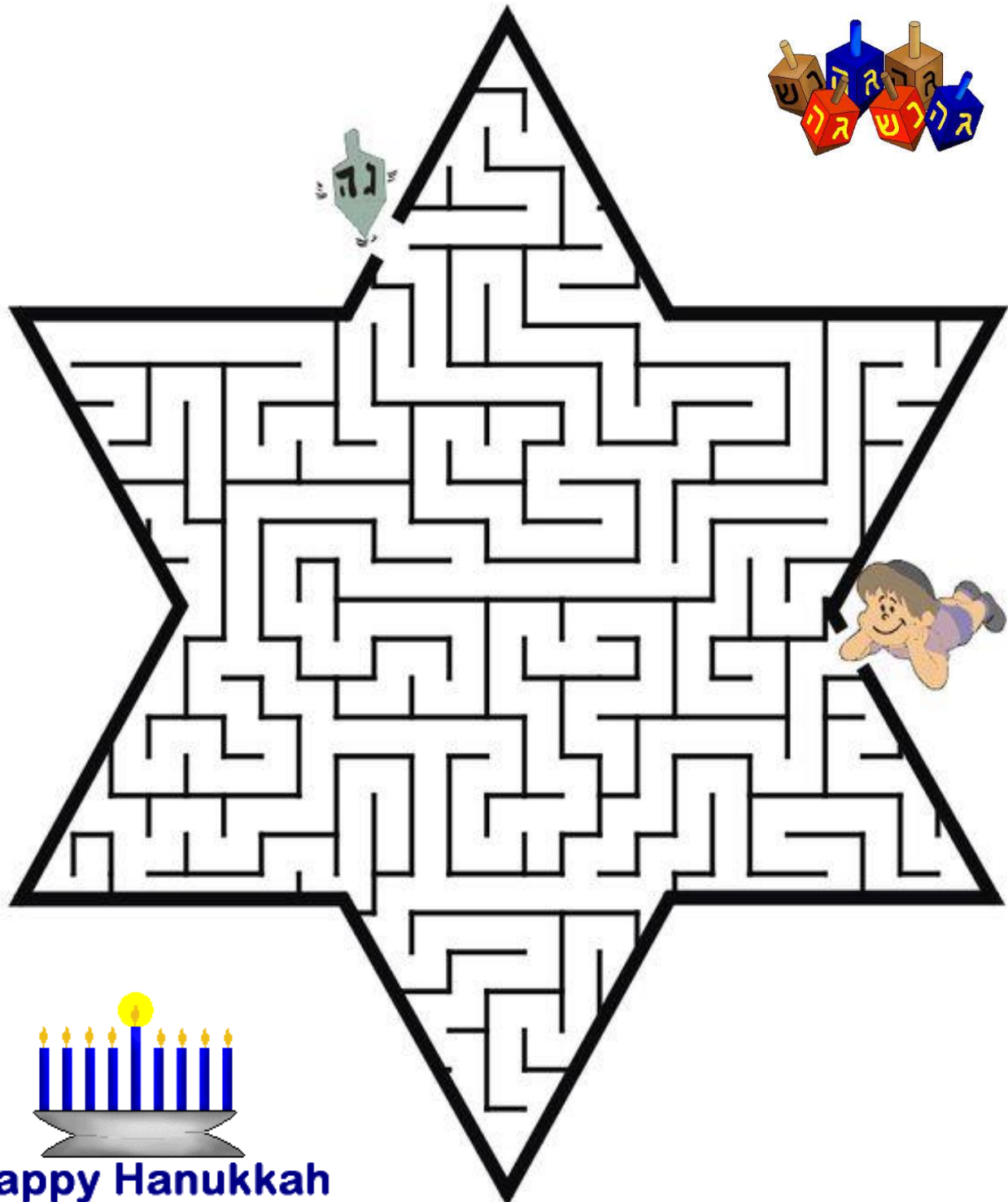


corn



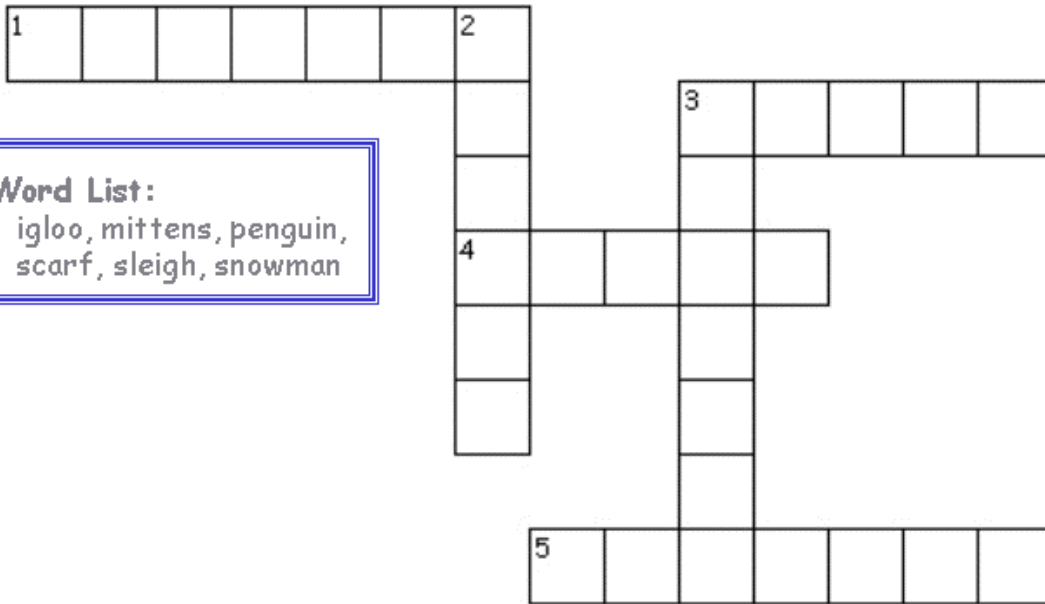
kinara

Hanukkah Dreidel (dray-dull) Maze



Happy Hanukkah

Winter Crossword



Word List:
igloo, mittens, penguin,
scarf, sleigh, snowman

Across

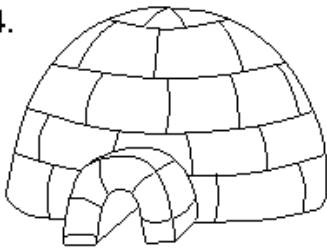
1.



3.



4.

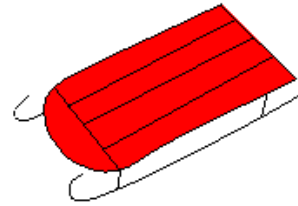


5.



Down

2.





3.



Mitten Match

Color the mittens with the rhyming words the same color.



Unscramble the letters to find the words in our

Winter Anagram

Word List: cold, crisp, evergreen,
frost, mittens, penguin, scarf,
skates, sleigh, snow



w n o s _____

a r c f s _____

m e n s i t t _____

n e v e r e r e g _____

t s o r f _____

a t e k s s _____

e g i s l h _____


i n n u p e g _____

c l o d _____

s i r c p _____

Christmas Maze

Help Jo Jo the elf find the missing Christmas present!



Winter Word Search

F S N O W M A N Y P V W R U E
X I U E I L I G O F I A R H T
U C R C T U O L D N G K L I A
C S E E G I A Z T S O R F B R
C N O N P R H E O M H Q C E G
H M E P B L R W C Y P K M R I
I P O E E K A L F W O N S N M
L O A G T O Q C I Z U C P A U
L R Z A K O C P E I J J D T Z
Y T H O T C H O C O L A T E J



chilly
fireplace
frost
hibernate
hot chocolate
migrate

penguin
polar bear
snowflake
snowman
white
winter

Name _____

Find the Santa's Stuck words in the puzzle. Don't get stuck!

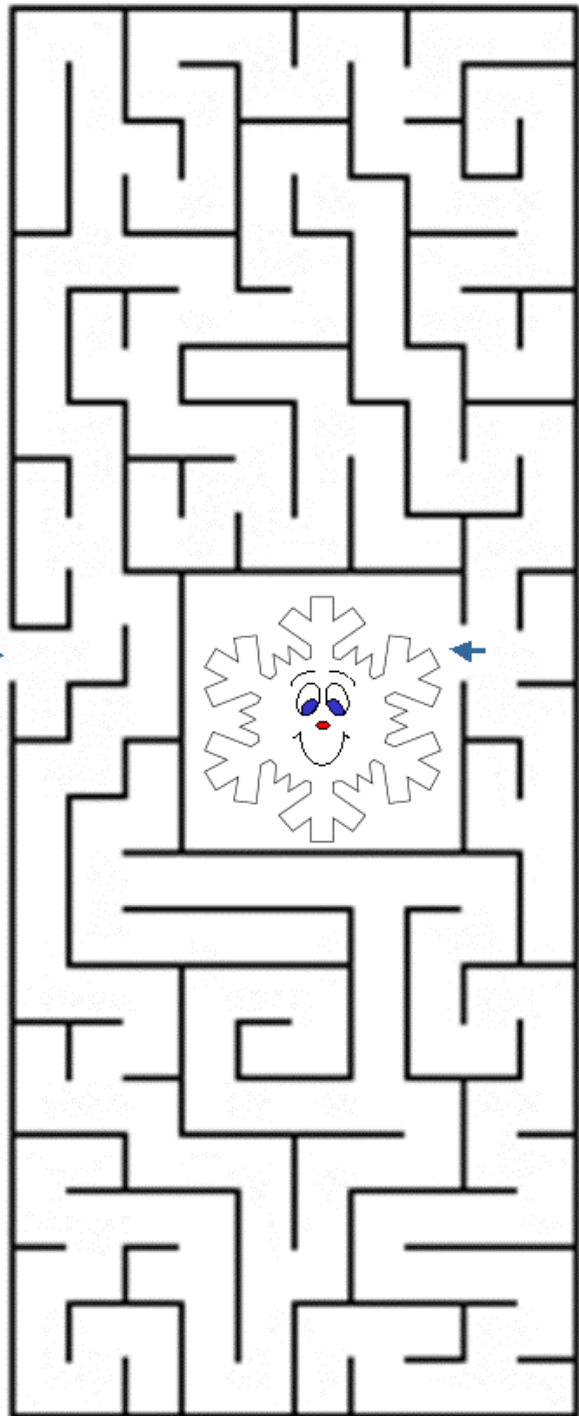

S	A	N	T	A	P	U	L	L	C
T	N	C	H	S	U	P	L	E	H
U	B	A	S	A	P	N	T	R	I
C	U	T	C	O	O	K	I	E	M
K	T	A	S	K	P	A	N	E	N
D	T	T	W	H	O	O	S	H	E
O	O	M	O	U	S	E	A	C	Y
G	N	R	E	E	D	N	I	E	R

SANTA STUCK SNACK
COOKIE BUTTON CHIMNEY
REINDEER HELP DOG CAT
MOUSE PUSH PULL POP
WHOOSH CHEER



Winter Maze

Help Frosty find his favorite snowflake.



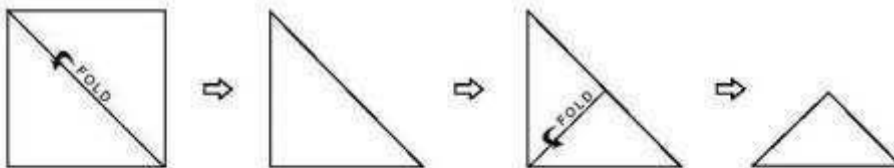


How to Make a Paper Snowflake

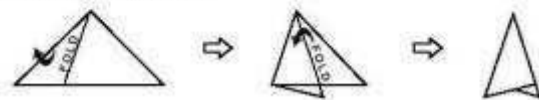
1. FOLD OVER ONE OF THE PAPER'S EDGES AND CUT OFF THE EXTRA PART TO MAKE A SQUARE.



2. FOLD YOUR SQUARE IN HALF DIAGONALLY TO MAKE A TRIANGLE, THEN FOLD IN HALF AGAIN TO MAKE A SMALLER TRIANGLE.



3. FOLD THE TRIANGLE IN THIRDS WITH ONE SIDE TO THE BACK AND THE OTHER SIDE TO THE FRONT.



4. CUT THE EDGES OFF THE BOTTOM.



5. AROUND THE OUTSIDE EDGES OF YOUR TRIANGLE, HAVE AN ADULT CUT SHAPES (CIRCLES, SQUARES, TRIANGLES, SQUIGGLES, ETC.) OR TRY TO FOLLOW ONE OF THE TEMPLATES. ONCE THE CUTTING IS DONE, CAREFULLY UNFOLD YOUR CREATION.



TIP: AVOID CUTTING ALL THE WAY ACROSS THE TRIANGLE!



